

**BARBECUES : GENESCO & OTHELLO
3 - 4 CLASSIC L & CLASSIC L DELUXE**



GENESCO 3 CLASSIC L



GENESCO 3 CLASSIC L DELUXE



GENESCO 4 CLASSIC L



GENESCO 4 CLASSIC L DELUXE


BARBECUES : GENESCO & OTHELLO

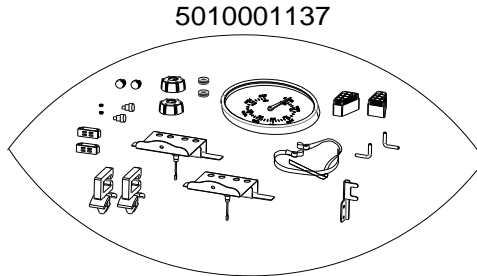
3 - 4 CLASSIC L & CLASSIC L DELUXE




FOR SIDE STOVE,
CF. SPECIFIC SCHEME
POUR RECHAUD LATÉRAL,
VOIR ECLATE SPECIFIQUE

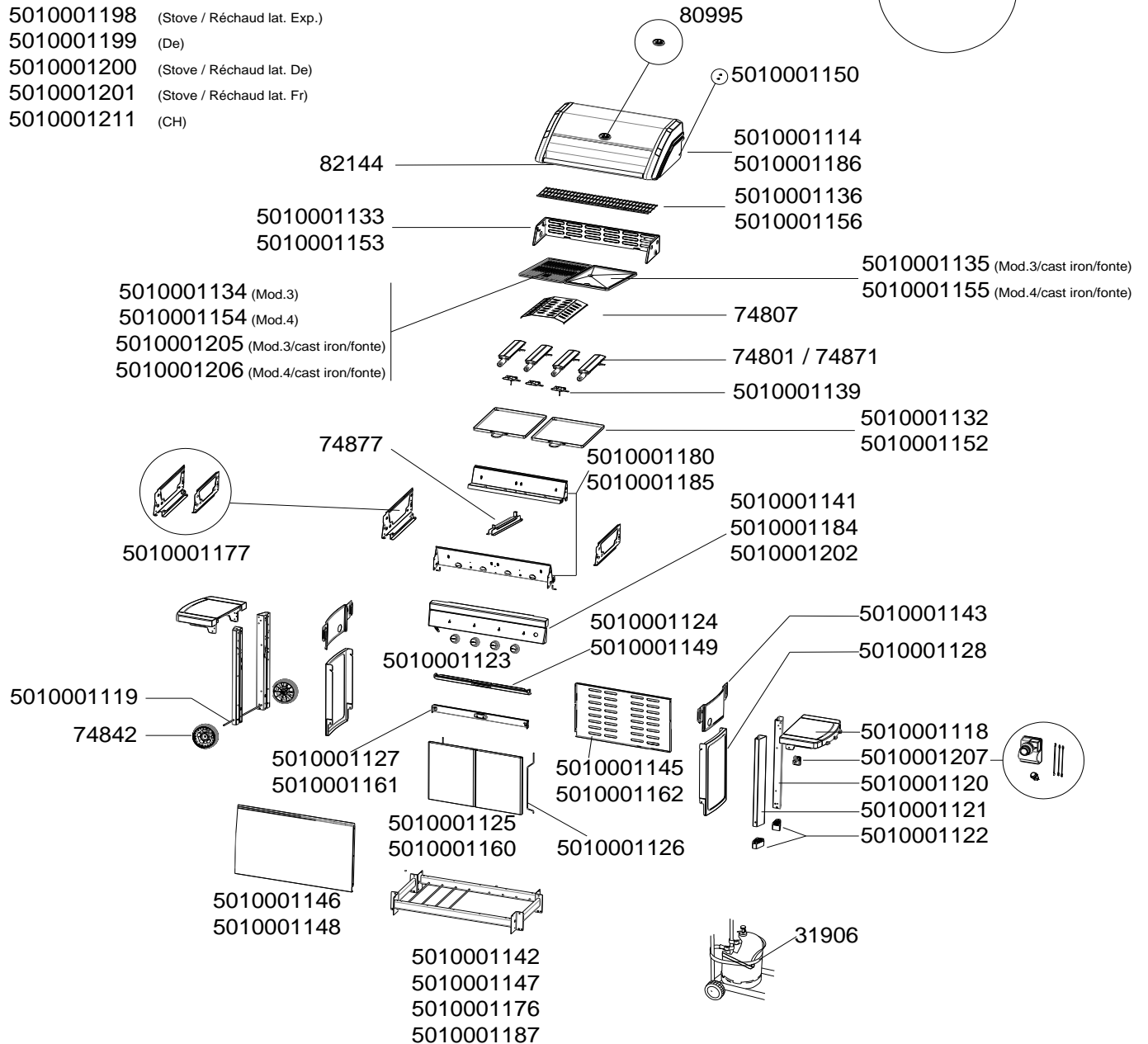
5010001179
5010001181
SCREW BAG
SACHET DE VIS

-  Genesco 3
- 5010001130 (Stove / Réchaud lat. Exp.)
 - 5010001138 (Exp.)
 - 5010001144 (Fr)
 - 5010001182 (De)
 - 5010001183 (Stove / Réchaud lat. De)
 - 5010001210 (CH)



5010001115
5010001131

-  Genesco 4
- 5010001151 (Exp.)
 - 5010001198 (Stove / Réchaud lat. Exp.)
 - 5010001199 (De)
 - 5010001200 (Stove / Réchaud lat. De)
 - 5010001201 (Stove / Réchaud lat. Fr)
 - 5010001211 (CH)



BARBECUES : GENESCO & OTHELLO 3 - 4 CLASSIC L & CLASSIC L DELUXE



| SPARE PARTS REF. | POINTS | EN DESCRIPTIONS | FR DESCRIPTIONS | GENESCO 3 CLASSIC L | GENESCO 3 CLASSIC L DELUXE | GENESCO 4 CLASSIC L | GENESCO / OTHELLO 4 CLASSIC L DELUXE |
|------------------|--------|-------------------------------|---------------------------------|---------------------|----------------------------|---------------------|--------------------------------------|
| | | | | | | | |
| 31906 | 30 | CYLINDER STRAP | SANGLE BOUTEILLE | X | X | X | X |
| 74801 | 100 | CAST IRON BURNER 28Mb | BRULEUR FONTE 28 Mb | X | X | X | X |
| 74807 | 70 | HEAT DIFFUSER | DIFFUSEUR DE CHALEUR | X | X | X | X |
| 74842 | 80 | WHEEL | ROUE | X | X | X | X |
| 74871 | 100 | CAST IRON BURNER 50Mb | BRULEUR FONTE 50Mb | X | X | X | X |
| 74877 | 60 | CENTRAL GUIDE | GLISSIERE CENTRALE | | | X | X |
| 80995 | 110 | THERMOMETER + CUPEL | THERMOMETRE + COUPELLE | X | X | X | X |
| 82144 | 20 | SILICONE PAD (X2) | PATIN SILICONE (X2) | X | X | X | X |
| 5010001114 | 500 | LID | COUVERCLE | X | X | | |
| 5010001115 | 90 | HANDLE + INSULATING + ENDS | POIGNEE + ISOLANT + EMBOUTS | X | X | | |
| 5010001118 | 250 | LEFT OR RIGHT SIDE TABLE (x1) | ETAGERE GAUCHE OU DROITE (x1) | X | X | X | X |
| 5010001119 | 40 | WHEEL AXLE | AXE DE ROUE | X | X | X | X |
| 5010001120 | 80 | RIGHT LEG CARRIAGE | PIED DROIT CHARIOT | X | X | X | X |
| 5010001121 | 80 | LEFT LEG CARRIAGE | PIED GAUCHE CHARIOT | X | X | X | X |
| 5010001122 | 50 | FRONT AND REAR PLASTIC FEET | PIED PLASTIQUE AVANT ET ARRIERE | X | X | X | X |
| 5010001123 | 50 | KNOB (X2) | VOLANT (X 2) | X | X | X | X |
| 5010001124 | 60 | GREASE DRAWER DOOR | PORTILLON TIROIR A GRAISSE | X | X | | |
| 5010001125 | 110 | DOOR | PORTE | | X | | |
| 5010001126 | 30 | DOOR AXLE | AXE DE PORTE | | X | | X |
| 5010001127 | 70 | DOOR TOP CROSS PIECE | TRAVERSE SUPERIEURE PORTE | | X | | |
| 5010001128 | 140 | BOTTOM SIDE SHEET | TOLE LATERALE BASSE | | X | | X |
| 5010001130 | 280 | STOVE GAS PIPE 28 Mb - EXPORT | TUBULURE RECHAUD 28 Mb - EXPORT | | X | | |
| 5010001131 | 110 | HANDLE + INSULATING + ENDS | POIGNEE + ISOLANT + EMBOUTS | | | X | X |
| 5010001132 | 80 | GREASE PLATE | PLATEAU RAMASSE GRAISSE | X | X | | |
| 5010001133 | 100 | WINDSHIELD | PAREVENT | X | X | | |
| 5010001134 | 125 | ENAMELLED GRID | GRILLE EMAILLEE | X | X | | |
| 5010001135 | 200 | CAST IRON GRIDDLE | PLAQUE DE CUISSON FONTE | X | X | | |
| 5010001136 | 80 | WARMING RACK | GRILLE DE MIJOTAGE | X | X | | |
| 5010001137 | 220 | ACCESSORY BAG | SACHET ACCESSOIRES | X | X | X | X |
| 5010001138 | 220 | GAS PIPE 28 Mb - EXPORT | TUBULURE 28 Mb - EXPORT | X | | | |
| 5010001139 | 60 | ELECTRODE + HOUSING | ELECTRODE + SUPPORT | X | X | X | X |
| 5010001141 | 120 | TOP + BOTTOM CONTROL PANELS | CONSOLES HAUT + BAS | X | X | | |
| 5010001142 | 340 | CHASSIS | CHASSIS CHARIOT | | X | | |
| 5010001143 | 70 | TOP SIDE CURVED SHEET | TOLE LATERALE HAUTE | X | X | X | X |
| 5010001144 | 220 | GAS PIPE 28 Mb - 1/2" (Fr) | TUBULURE 28 Mb - 1/2" (Fr) | X | | | |
| 5010001145 | 120 | REAR PANEL CARRIAGE | PANNEAU ARRIERE CHARIOT | | X | | |
| 5010001146 | 120 | FRONT SHEET | JUPE TOLE | X | | | |
| 5010001147 | 280 | CHASSIS | CHASSIS CHARIOT | | | X | |
| 5010001148 | 140 | FRONT SHEET | JUPE TOLE | | | X | |

BARBECUES : GENESCO & OTHELLO

3 - 4 CLASSIC L & CLASSIC L DELUXE



| SPARE PARTS REF. | POINTS | EN DESCRIPTIONS | FR DESCRIPTIONS | GENESCO 3 CLASSIC L | GENESCO 3 CLASSIC L DELUXE | GENESCO 4 CLASSIC L | GENESCO / OTHELLO 4 CLASSIC L DELUXE |
|------------------|----------|---|------------------------------------|---------------------|----------------------------|---------------------|--------------------------------------|
| | | | | | | | |
| 5010001149 | 80 | GREASE DRAWER DOOR | PORTILLON TIROIR A GRAISSE | | | X | X |
| 5010001150 | 30 | LID AXLE | AXE DE COUVERCLE | X | X | X | X |
| 5010001151 | 230 | GAS PIPE 28 Mb - EXPORT | TUBULURE 28 Mb - EXPORT | | | X | |
| 5010001152 | 80 | GREASE PLATE | PLATEAU RAMASSE GRAISSE | | | X | X |
| 5010001153 | 140 | WINDSHIELD | PAREVENT | | | X | X |
| 5010001154 | 140 | ENAMELLED GRID | GRILLE DE CUISSON EMAILLEE | | | X | X |
| 5010001155 | 210 | CAST IRON GRIDDLE | PLAQUE DE CUISSON FONTE | | | X | X |
| 5010001156 | 100 | WARMING GRID | GRILLE DE MIJOTAGE | | | X | X |
| 5010001160 | 120 | DOOR | PORTE | | | | X |
| 5010001161 | 70 | DOOR TOP CROOS PIECE | TRAVERSE SUPERIEURE PORTE | | | | X |
| 5010001162 | 130 | REAR PANEL CARRIAGE | TOLE ARRIERE CHARIOT | | | | X |
| 5010001176 | 270 | CHASSIS | CHASSIS CHARIOT | X | | | |
| 5010001177 | 70 | BASE RIGHT AND LEFT SIDES | CUVE COTE DROIT ET GAUCHE | X | X | X | X |
| 5010001179 | 70 | SCREW BAG | SACHET DE VIS | X | | X | |
| 5010001180 | 100 | BASE FRONT AND REAR SIDES | CUVE AVANT ET ARRIERE | X | X | | |
| 5010001181 | 100 | SCREW BAG | SACHET DE VIS | | X | | X |
| 5010001182 | 250 | GAS PIPE 50 Mb - 1/4" (D) | TUBULURE 50 Mb - 1/4" (D) | X | | | |
| 5010001183 | 280 | STOVE PIPE 50 Mb - 1/4" (D) | TUBULURE RECHAUD 50 Mb - 1/4" (D) | | X | | |
| 5010001184 | 140 | TOP + BOTTOM CONTROL PANELS | CONSOLES HAUT + BAS | | | X | X |
| 5010001185 | 120 | BASE FRONT AND REAR SIDES | CUVE AVANT ET ARRIERE | | | X | X |
| 5010001186 | 550 | LID | COUVERCLE | | | X | X |
| 5010001187 | 380 | CHASSIS | CHASSIS CHARIOT | | | | X |
| 5010001198 | 280 | STOVE PIPE 28 Mb - EXPORT | TUBULURE RECHAUD 28 Mb - EXPORT | | | | X |
| 5010001199 | 220 | GAS PIPE 50 Mb - 1/4" (D) | TUBULURE 50 Mb - 1/4" (D) | | | X | |
| 5010001200 | 280 | STOVE PIPE 50 Mb - 1/4" (D) | TUBULURE RECHAUD 50 Mb - 1/4" (D) | | | | X |
| 5010001201 | 280 | STOVE PIPE 28Mb - 1/2" (Fr) | TUBULURE RECHAUD 28 Mb - 1/2" (Fr) | | | | X |
| 5010001202 | 150 | TOP + BOTTOM CONTROL PANELS (Fr) | CONSOLES HAUT + BAS (Fr) | | | | X |
| 5010001205 | 260 | CAST IRON GRID | GRILLE FONTE | X | X | | |
| 5010001206 | 320 | CAST IRON GRID | GRILLE FONTE | | | X | X |
| 5010001207 | 130 | ELECTRONIC IGNITION SET | KIT ALLUMAGE ELECTRONIQUE | X | X | X | X |
| 5010001210 | 220 | GAS PIPE 28 Mb - 1/4" (CH) | TUBULURE 28 Mb - 1/4" (CH) | X | | | |
| 5010001211 | 220 | GAS PIPE 28 Mb - 1/4" (CH) | TUBULURE 28 Mb - 1/4" (CH) | | | X | |
| 5010001140 | 110 | PACKAGING | EMBALLAGE | | X | | |
| 5010001157 | 120 | PACKAGING | EMBALLAGE | | | X | |
| 5010001159 | 130 | PACKAGING | EMBALLAGE | | | | X |
| 5010001178 | 100 | PACKAGING | EMBALLAGE | X | | | |
| | O | FOR SIDE STOVE SEE SIDE STOVE SCHEME OF GENESCO | | | X | | X |
| | | POUR RECHAUD LATERAL VOIR ECLATE RECHAUD LATERAL GENESCO | | | | | |